



Committed to the success of every student

Portage Community
SCHOOL DISTRICT

2018-19

DISTRICT BUDGET

July 1 - June 30

Budget Finalized in October by School Board

Budget Factors

- **Property Value – October 1**
- **Student Enrollment - 3rd Friday in September**
- **Transfer of Service**
- **Private School Voucher Aid Deduction – October 15**
- **State Aid - October 15**
- **District Adjustments**

State Aid and Revenue Limit Factors

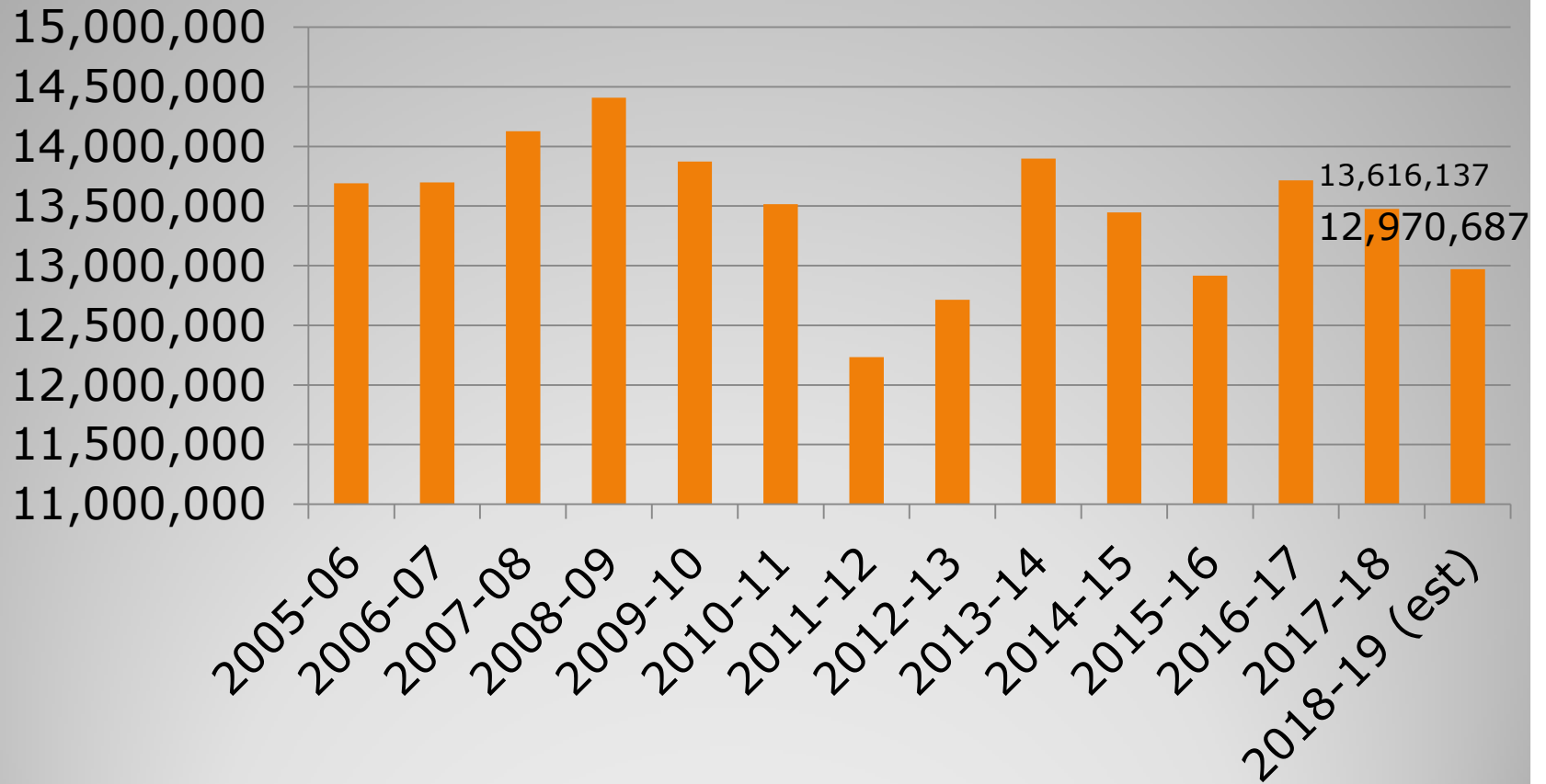
Revenue Limit:

- District Property Value
- 3-year average of Sept. and Summer School Enrollment
- Private School Voucher Aid Deduction
- Transfer of Service
- Referendums
- State Aid

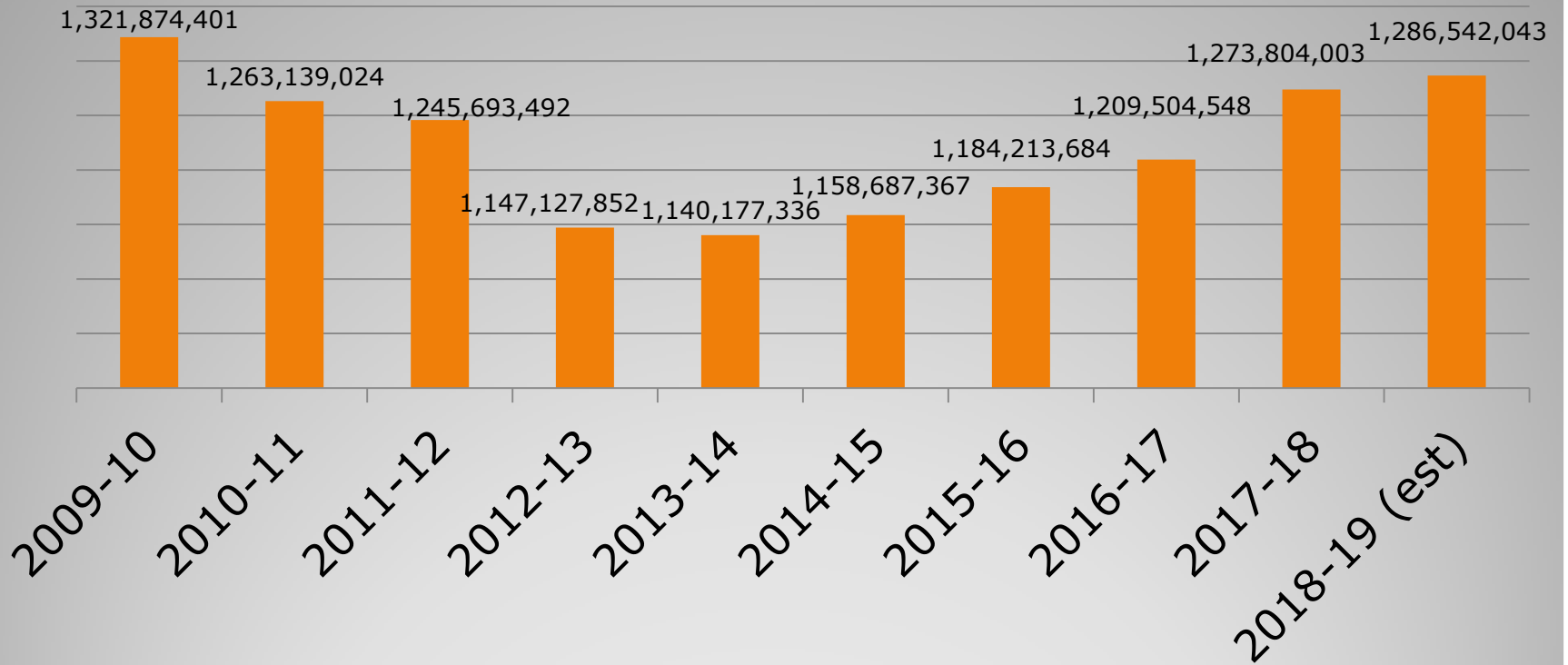
State Aid:

- District Property Value
- Prior year average of Sept. and Jan. Enrollment
- Private School Voucher Student Enrollment

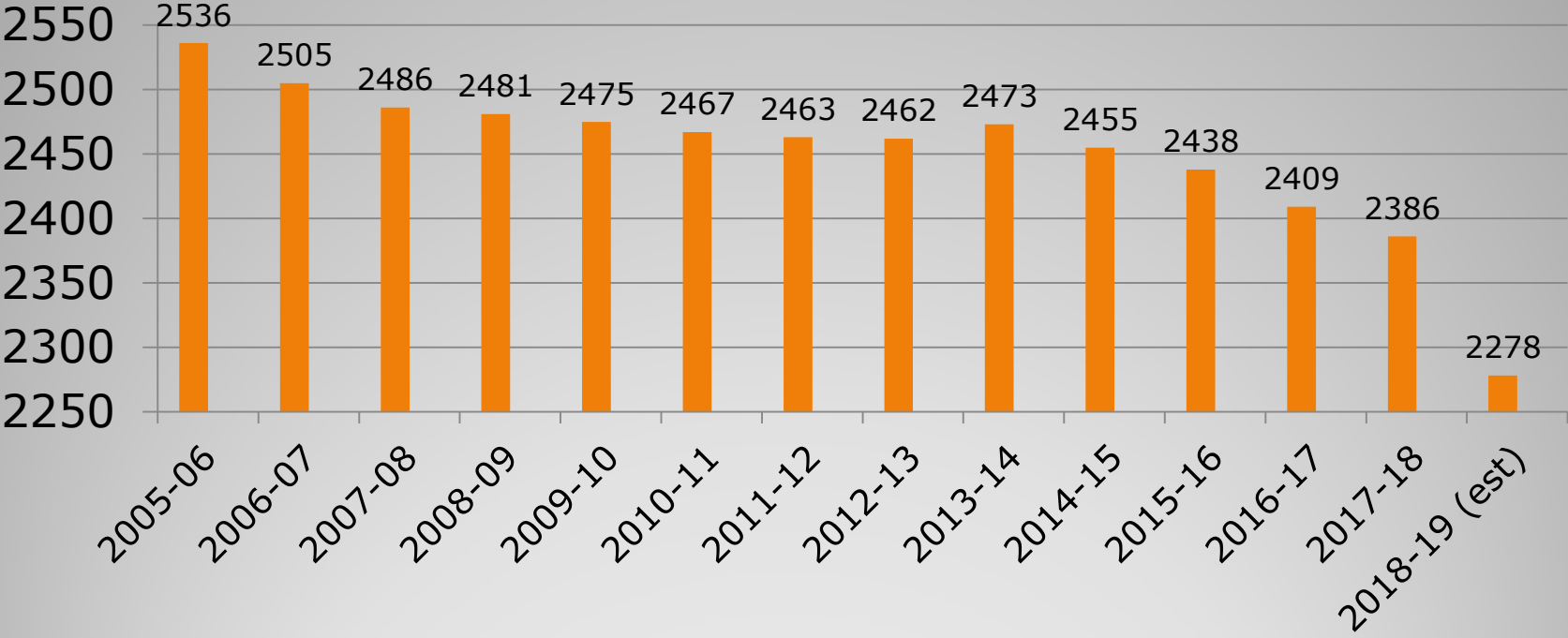
State Equalization Aid



District Property Values

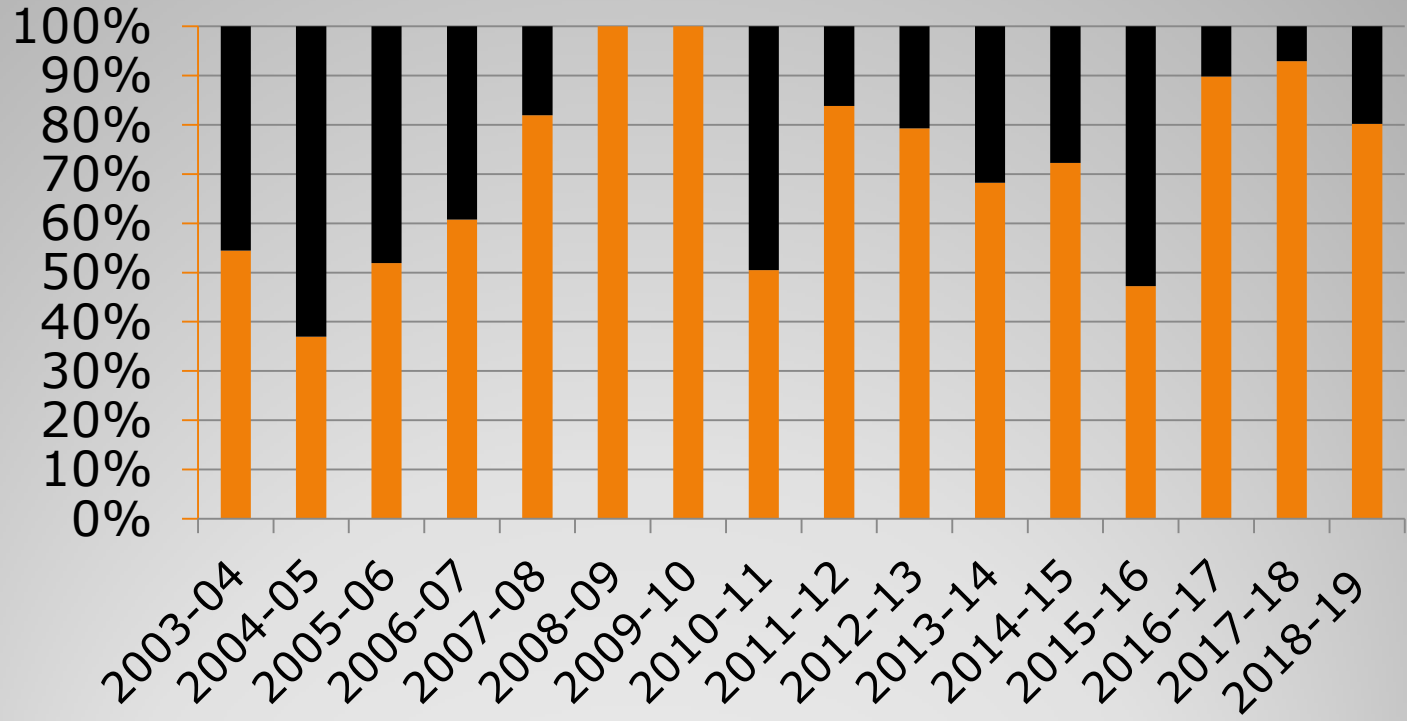


Revenue Limit Membership



Operational Referendums

\$1.5M 1.5 1.5 1.5 1.5 1.5M 1.5 \$4.1M 2.6 2.6 2.6 2.6 2.6 2.6 2.6 2.6



Budget Revenues: State Aid and Taxes

Budget Expenses:

Salaries and Benefits

Transportation

Insurance

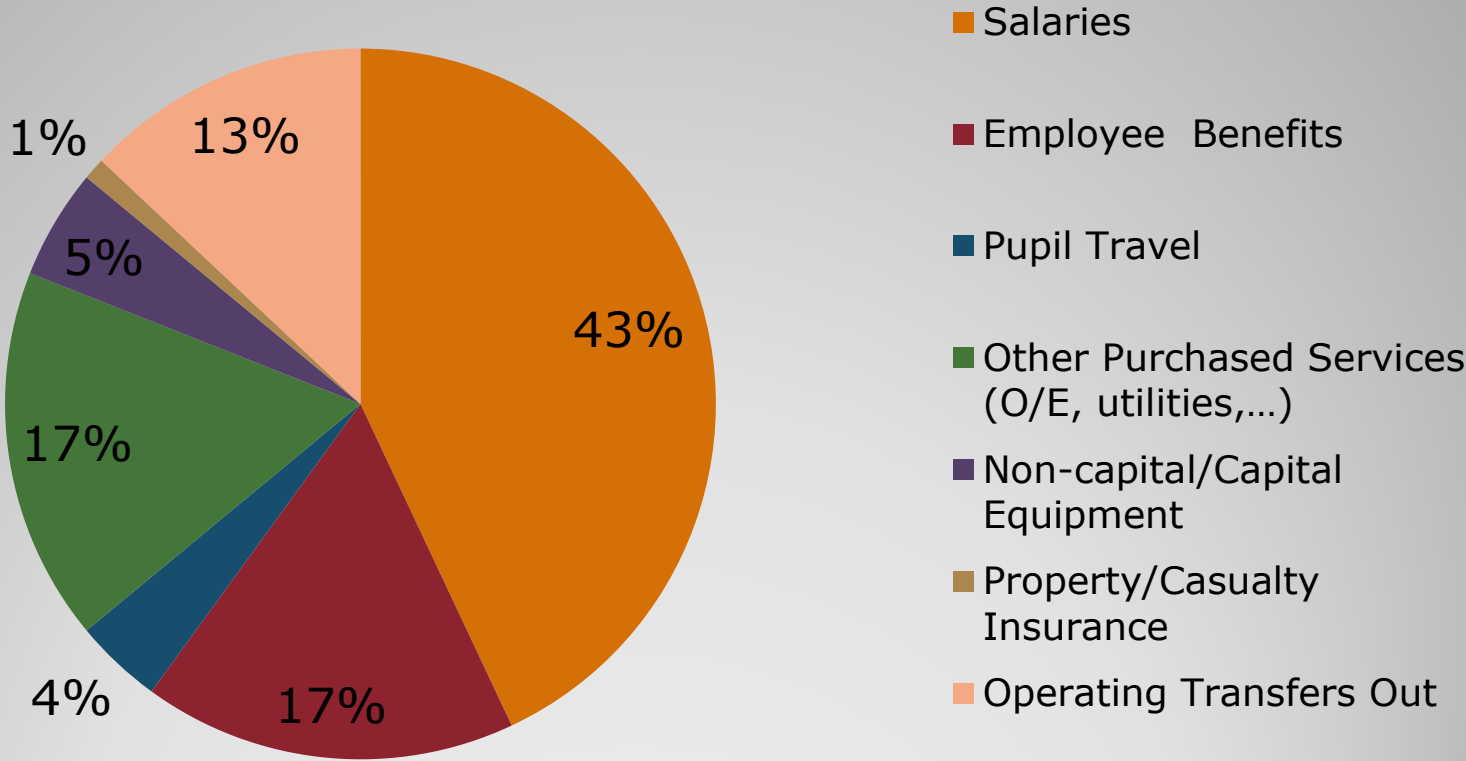
Supplies and Equipment

Maintenance

Utilities

Contracted Services

Operating Budget Expenditures



Funds that Impact the Levy:

GENERAL FUND (FUND 10)

\$28,567,921 (w/o grants)

DEBT SERVICE (FUND 30)

\$0.00 Maintenance Referendum Debt Paid

CAPITAL PROJECTS (FUND 40)

\$0.00 Included in Fund 10

COMMUNITY SERVICE (FUND 80)

\$0.00

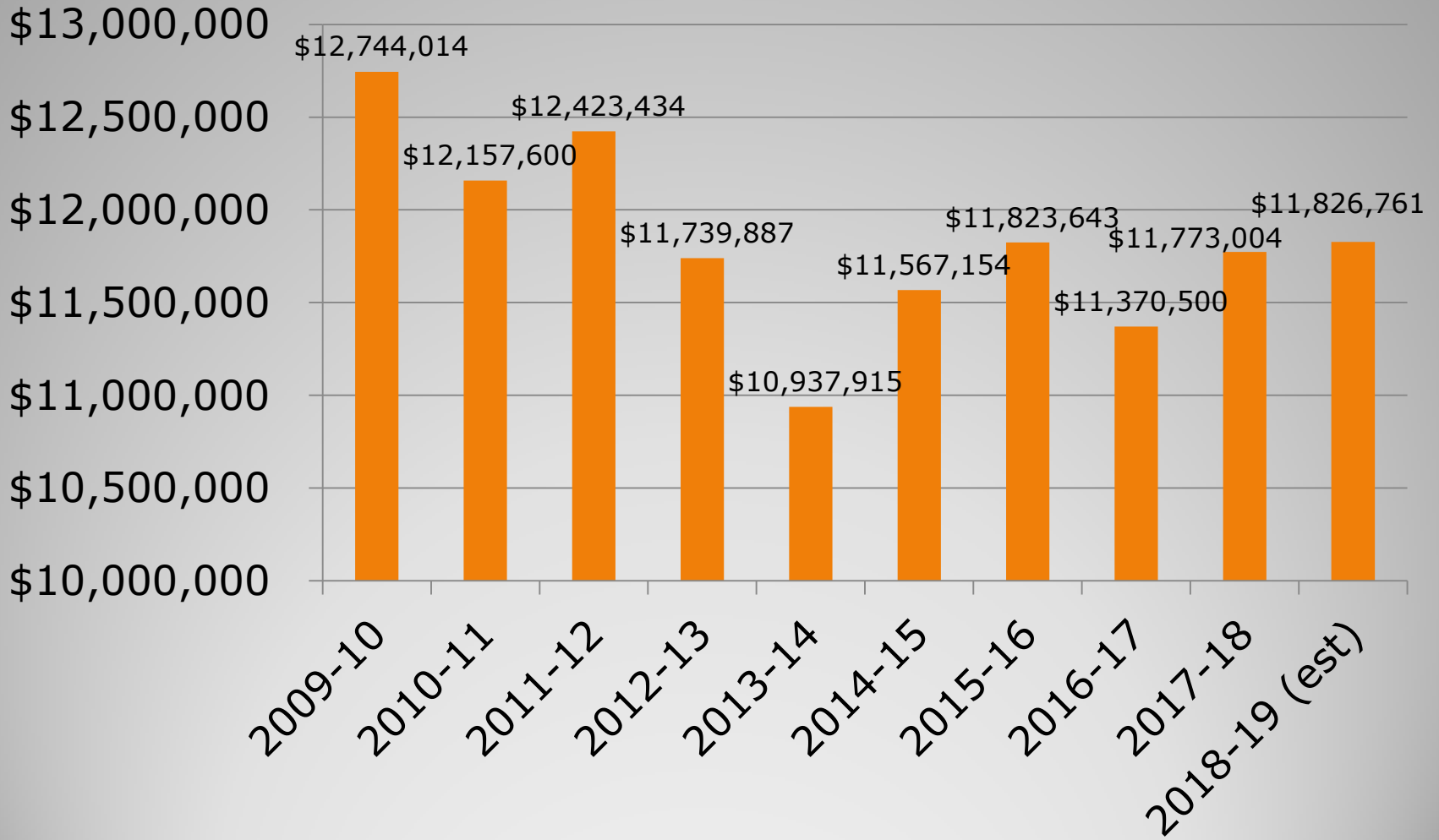
Fund	2018-19 Receipts	2018-19 Expenditures
General Fund (Fund 10)	29,544,358	29,544,358
Debt Service Fund (Fund 30)	0	0
Capital Expansion Fund (Fund 40) (Included in Fund 10 Levy*)	0	0
Community Service (Fund 80)	0	0
Funds 10, 30, 40 and 80 are used in the levy calculation.		
Total	29,544,358	29,544,358
Funds 20, 50, 60, 70, 90 are not used in the levy calculation.		

Budget to Taxy Levy


The basic formula used to determine the property tax levy is:

$$\text{Revenue Limit} - \text{State Aid} = \text{Levy}$$

Tax Levy



Each Municipality's share of the levy is determined by its share of the total equalized value.



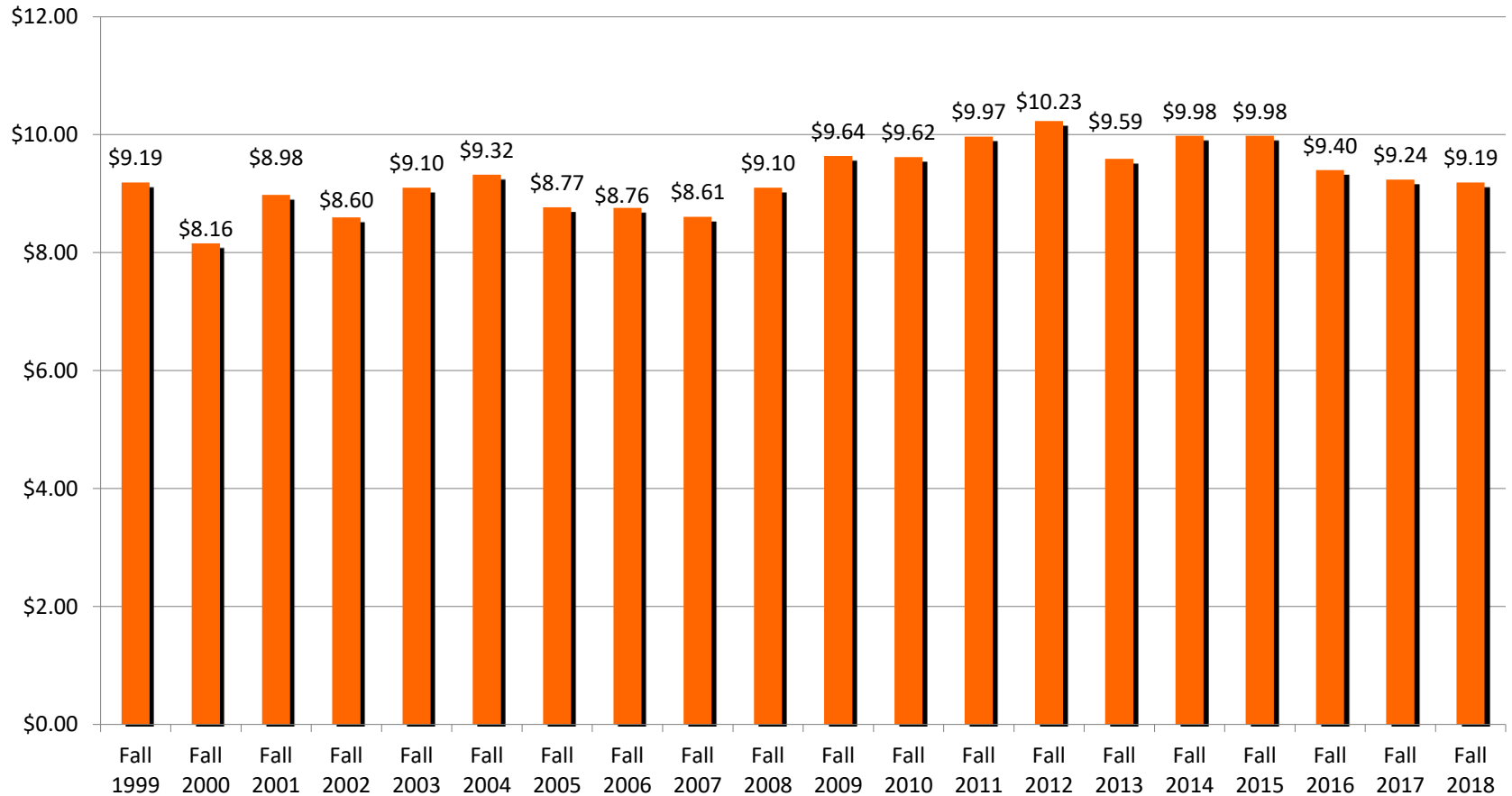
PROJECTED TAX IMPACT

\$9.19 Mill Rate

\$100,000 Home

\$919 Tax Amount

Mill Rate – History



MILL RATE COMPARISON

Badger Conference	2018-19	2017-18	2016-17	2015-16
Reedsburg	8.71	9.31	9.15	9.73
Baraboo	9.25	9.25	8.88	8.90
Portage	9.29	9.24	9.40	9.98
Mt. Horeb	9.45	10.47	9.44	9.70
Sauk Prairie	9.51	9.53	9.52	10.33
DeForest	10.04	10.10	10.96	11.18
Waunakee	10.86	11.37	11.60	11.60
Poynette	8.94	9.06	8.74	9.47
Columbus	9.06	9.46	9.89	10.52
Pardeeville	10.33	10.90	9.61	10.57
Lodi	11.14	11.13	11.61	11.71
Rio	11.52	12.40	12.03	12.23
Sun Prairie	12.07	12.13	12.44	12.74
State	9.42	9.77	9.97	10.25



Note:

Budget adjustments are made in October based on student enrollment, state aid certification, transfer of service allocation, district adjustments, the state voucher program, and property valuations.